



# MICROTIME

The Georgia Society for Histotechnology

Winter 2019

## GSH Members!

It's time to renew your GSH Membership. The membership form has been updated for 2019 so please use the form found in this Microtime for your renewal, not the form on the Histosearch site.

GSH is holding a **membership drive** for 2019 and will be giving away **\$25 Visa gift cards** as part of the drive! Information on the drive and eligibility requirements are on the new form.

Also, please note the new email address for GSH membership. It is **gshmembership2019@gmail.com** Please email if you have any questions regarding the membership drive, problems with sending in your membership form, etc.

## SAVE THE DATE /MAKE YOUR RESERVATION

**2019 GSH  
Histopalooza  
Symposium  
May 3-5, 2019**

**Hotel Tybee  
1412 Butler Ave  
Tybee Island, GA  
[www.hotelybee.com](http://www.hotelybee.com)**

**See flyers on  
Pages 5-7**

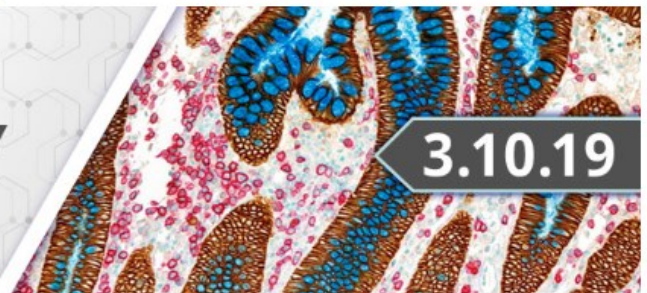
Histotechnology Professionals Day

**HISTOTECHNOLOGY  
PROFESSIONALS DAY**

Every **March 10th** we honor the unsung heroes, saving lives one slide at a time.

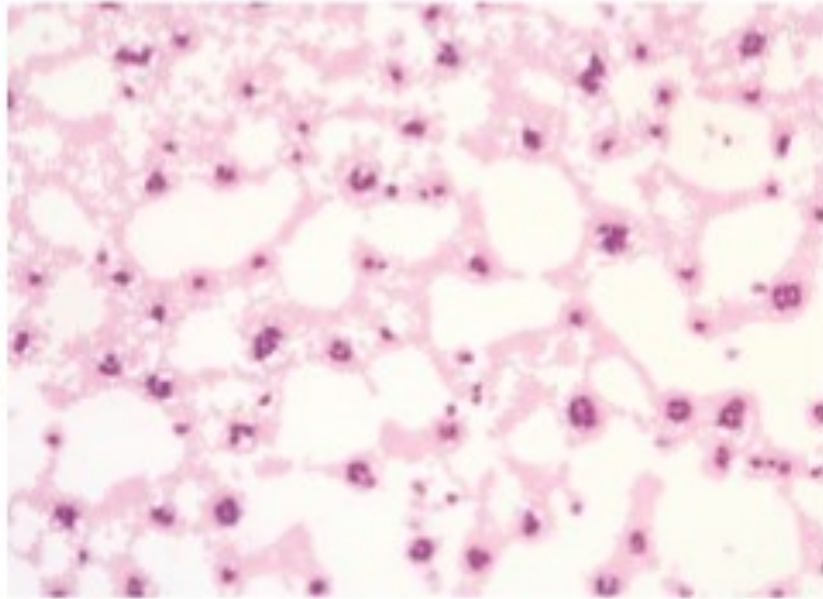


**3.10.19**





For reliability



Performance | Reliability | Better diagnosis

## Microscope slides and specialty glass



Exceptional performance with minimal failure rates and best in class functionality providing optimal staining results.

Visit [www.trajanscimed.com/slides](http://www.trajanscimed.com/slides) or contact us for assistance and a trial sample pack.

Each image is a trademark.

©2014, Trajan The World's Best Glass

[www.trajanscimed.com](http://www.trajanscimed.com)

## *Letter from the President*



Dear Members,

Now that the weather is improving and spring is around the corner, I hope everyone can start looking forward to **HISTOPALOOZA 2019** that will be held this year at Tybee Island. Mark your calendars with the date: **May 3-5, 2019**. What a wonderful way to gain knowledge, CEU's and meet other histotechs that deal with some of the same issues in histology as you. We will have an awesome view of the beach and easy access for walks on the beach. Also, I am told that there are excellent places to eat close to Tybee Hotel.

Registration forms are included in this edition of Microtime and will also be available on our Facebook page. Please register early and make sure you reserve your rooms at Tybee Hotel with the promo code: histopalooza2019.

Take a look at our excellent line up of workshops in the program outline included in this edition. We have tried to cater to different interests and levels of knowledge to make this symposium a great event. The event will have participation by many vendors that can help answer questions about equipment, new products and supplies.

Look forward to seeing and meeting everyone at Histopalooza!!

Ely Klar, MS, HTL(ASCP)

# Education

## IMPORTANT INFORMATION REGARDING EXPIRED OR LAPSED U.S. CERTIFICATION

Were you certified on or after January 1, 2004? Have you maintained your certification by completing the Credential Maintenance Program (CMP)? If not, we strongly urge you to begin the reinstatement process now. To reinstate, you must submit a completed Declaration Form documenting continuing education earned within the previous three years as required by your certification category and pay a reinstatement fee of \$50 plus the current CMP application fee. Details and instruction for completing the CMP can be found at [www.ascp.org/cmp](http://www.ascp.org/cmp)

Individuals who allow their certification to lapse for ten or more years will be required to retake and pass the certification examination in order to reinstate their certification. Certifications initially awarded in 2004 in the categories below, expired in 2007 if the holder did not complete the CMP. If their certification is not reinstated before the month of expiration in 2017, they will be required to retake and pass the certification examination to be reinstated.

Certification Category	Certification Date	Expiration Date	Exam Required
MT/MLS, MLT,CT, HT,HTL,PA	2006	2009	2019

## Histotechnology Professionals Day

# HISTOTECHNOLOGY PROFESSIONALS DAY

Every **March 10th** we honor the unsung heroes, saving lives one slide at a time.



3.10.19



The Microtime is published 3 times per year by the Georgia Society for Histotechnology for its members. Contributions, suggestions and advertisements are welcome. Please visit the GSH website for submission information and guidance. Permission to reprint is granted as long as source and author are acknowledged and a copy of the reprint is sent to the editors. Articles without bylines are written by the editors.



# HISTOPALOOZA



**May 3-5, 2019**

***Hotel Tybee  
Tybee Island, Georgia***

- ⇒ **Basic and advance workshops**
- ⇒ **Immunohistochemistry**
- ⇒ **HT/HTL Board Exam Review/Tissue ID**
- ⇒ **Cost of Reprocessing/Macros**
- ⇒ **Equipment Maintenance**
- ⇒ **Leadership Workshop**

**Registration opens soon!!**

**Hotel Rates and Contact (912) 786-7777**

Rates apply to: May 2-5, 2019

**\$149/night King Bed or 2 Queen Beds-Inlandview**

**\$169/night King Bed or 2 Queen Beds-Partial Oceanview**

**\$199/night King Bed or 2 Queen beds-Oceanview**

Group Rates: (subject to 18% tax & \$5/per night GA hotel/motel tax)

**Promo Code: histopalooza2019 (Need to use this code to get special rates)**

# Georgia Society for Histotechnology

A19-\_\_\_\_\_

HISTOPALOOZA! May 3-5, 2019

Hotel Tybee

1401 Strand Ave, Tybee Island, GA 31328

To make your reservation go to <https://www.hoteltybee.com>

Please fill out a separate form Completely for each attendee.

NAME: \_\_\_\_\_

HOME ADDRESS: \_\_\_\_\_

CITY: \_\_\_\_\_ STATE: \_\_\_ ZIP: \_\_\_\_\_ HOME or CELL PHONE: \_\_\_\_\_

HOME EMAIL: \_\_\_\_\_

EMPLOYER/SCHOOL: \_\_\_\_\_

WORK/SCHOOL ADDRESS: \_\_\_\_\_

CITY: \_\_\_\_\_ STATE: \_\_\_ ZIP: \_\_\_\_\_ WORK PHONE: \_\_\_\_\_

WORK EMAIL: \_\_\_\_\_ FAX: \_\_\_\_\_

REGISTRATION: Includes Vendor Reception, Awards Luncheon (\$45 nonrefundable) and CEUs.

Registration fee (All inclusive)	\$145.00
Student Registration fee	\$ 70.00
Extra Luncheon:	\$ 45.00

STUDENTS: Your instructor must sign here to be eligible for student rates.

INSTRUCTOR SIGNATURE: \_\_\_\_\_

SCHOOL: \_\_\_\_\_

YOU MUST CIRCLE WORKSHOPS DESIRED: This assures you get a handout.

Friday All day	Room A: Workshop #1	Friday PM: Room B: Workshop #2
Saturday AM	Room A: Workshop #3	Room B: Workshop #4 Workshop #5
Saturday PM:	Room A: Workshop #6	Room B: Workshop #7 Workshop #8
Sunday AM:	Room A: Workshop #9	Room B: Workshop #10

PLEASE TOTAL	Registration:	\$ _____	
	Student:	\$ _____	
	Extra Luncheon:	\$ _____	
	Total paid:	\$ _____	By: Check ___ PayPal ___

Please make Check Payable to GSH and mail it along with this completed form to:

Norba Targa, GSH Treasurer  
767 Glen Valley Way  
Dacula, GA 30019

Or you may pay by Credit Card by going to [www.paypal.com](http://www.paypal.com) and send funds to the email [gsh treasurer@gmail.com](mailto:gsh treasurer@gmail.com). When paying by this method, you must mail the completed form to the above address or email to [gsh treasurer@gmail.com](mailto:gsh treasurer@gmail.com) in order to be correctly registered. You will receive a receipt via email as soon as both reach the Treasurer.





Georgia Society for Histotechnology  
**HISTOPALOOZA! May 3-5, 2019 PROGRAM**  
Hotel Tybee, Tybee Island, Ga

**Friday**

**ROOM A 8:30 am -5:00 pm**

**#1: A Guide to passing the HT/HTL Certification**  
Carl Sagasser, MBA, BS, HT (ASCP) 6 hours

**ROOM B 3:30 pm -4:30 pm**

**#2: The Cost of Reprocessing**  
Skip Brown, HT (ASCP) – 1 hour

**BREAK: 10:00-10:30 / LUNCH: 12:00 – 1:30 / Break: 3:00 – 3:30**

**VENDOR RECEPTION: 7-10 p.m. in Vendor Exhibit Hall**

---

**Saturday**

**ROOM A 8:30 am-12:00 am**

**#3 Leadership: The Pinnacle of Management & Supervision** – Skip Brown, HT(ASCP)– 3 hours

**ROOM B 8:30 am- 9:30 am**

**#4: The benefits of automation or why to move away from dip and dunk systems**  
Dan Hopkins, Roche – 1 hour

**BREAK: 10:00-10:30 in Vendor Exhibit Hall**

**ROOM B 10:30 am- 11:30 am**

**#5 Equipment Maintenance**  
Matt Lanford, TechOne- 1 hour

**AWARDS LUNCHEON – 12:00-1:30**

**ROOM A 1:30 pm- 5:00 pm**

**#6 Introduction to IHC**  
Kimya Jones HT, QIHC (ASCP)- 3 hours

**ROOM B 1:30 pm - 3:00 pm**

**#7 How to Prepare Macro and Not So Macro Sections**  
Shirley Powell, HTL, HT(ASCP)- 1.5 hours

**BREAK: 3:00-3:30 in Vendor – in the Exhibit Hall**

**ROOM B 3:30 pm- 5:00 pm**

**#8 Taking Control of Your IHC Controls**  
Steve Westra, StatLab- 1.5 hours

**General GSH Membership Meeting at 5:00 – ROOM B**

---

**Sunday**

**Room A 8:30 am– 12:00 pm**

**#9: Human Tissues: Histological Identification of the Major Tissue Types** —  
Ely Klar, MS, HTL (ASCP) – 3 hours

**ROOM B 8:30 am- 9:30 am**

**#10 Digital Pathology: What it is, how and where it is used, and why you should care**  
Aigars Brandts, PhD, Roche- 1 hour

**BREAK: 10:00-10:30 in Vendor Exhibit Hall**

**NOTE: Vendor exhibits close at noon**

# *Letter from the Region III Director Susan Clark*

2019 Spring - Region III Update

Hi everyone,

I hope everyone has had a great start to 2019! March is here and the countdown is on for spring!

NSH reasons to be a member:

- The NSH has launched a QIHC Prep course. This course gives you an overview of the principles & practices of IHC.
- We also have the HT/HTL Prep course to prepare you for the ASCP examination.
- For our friends in Florida the NSH has a Florida Licensure package.
- May 9-10<sup>th</sup>, 2019 IHC Form in St. Louis, MO
- MOHS Training, June 6-7<sup>th</sup>, Springfield, NJ
- Digital Pathology Certificate online education – 22 CEU's, self-paced
- NSH Symposium/Convention – over 100 workshops, exhibit hall, social events Sept. 20-25<sup>th</sup>, 2019 New Orleans, LA
- Learn.NSH.org – webinars \$25 each for members
- Earn 6 credits yearly from quizzes in JOH and NSH in Action
- Much more visit [www.NSH.org](http://www.NSH.org)

State meetings:

NCSH - April 4-6<sup>th</sup> 2019 at the Doubletree Hilton in Durham, NC.

GSH ~~Histonalezza~~ – May 2-5<sup>th</sup>, 2019 at Hotel Tybee on Tybee Island, GA

FSH - May 16-19<sup>th</sup>, 2019 at the Renaissance Orlando at Sea World Orlando, Florida.

Tell your colleagues to become a member with the state and national societies. This is a great opportunity for you to get continuing education hours, networking and have a lot of fun.

Please get involved with your society! Remember we need to have strength in numbers as a profession!

Please feel free to contact me by email, [suedotmr@gmail.com](mailto:suedotmr@gmail.com) with any comments or suggestions. I look forward to seeing you at the meeting this year.

Best Regards,

Sue Clark  
Region III Director



Empowering the Profession of Histotechnology.



# PSi

## THE CUTTING EDGE OF SERVICE

### Activated Charcoal Filters for Sale



- Leica APS300
- Leica Peloris
- Leica CV5000, CV5030
- Leica ST4040, ST5010, ST5020
- Leica TP1050
- Leica Auto XL Stainer



- Sakura E150, E300
- Sakura 4740, 4775
- Sakura G2
- Sakura Prisma
- Sakura VIP5, VIP6
- Sakura DRS601, DRS2000



Pathology Service, Inc. offers a complete line of replacement filters for all Histology, Cytology, and Fume Hood/WorkStation equipment. Our filters are activated charcoal, rigid aluminum frame and **100%** made in the **USA** and are manufactured using the **OEM** specifications but at **20%** less cost.

PSi also offers an **Auto-Ship Program** on our filters; filters would ship out quarterly to your Pathology Lab. Send us a list of your inventory and we will show you how much we can **save** you annually!!!

#### OTHERS:

- Miles Scientific VIP 1000, 2000 & 3000
- Airfiltronics Work Station
- Labconco Fume Hood
- Preplab

**Thermo**  
SCIENTIFIC

- Excelsior charcoal
- Excelsior formaldehyde
- Hyperclean Work Station
- Varistain Gemini

# PSi

## THE CUTTING EDGE OF SERVICE

2120 Highway 19 North \* Thomaston, GA 30286  
Phone: 866-398-9478 Ext 100 \* Fax: 706-243-4923 \* Email: sales@pathologyserviceinc.com  
www.PathologyServiceInc.com

### 866-398-9478 Ext: 100



## **2019 GSH Awards & Scholarship Nomination Form**

**Nomination deadline March 29, 2019  
Nominator and Nominee must be GSH Members**

**NOTE: Nomination must be supported by submission of a recommendation letter from the nominee's supervisor and/or pathologist. Multiple letters may be submitted.**

### **HT/HTL of the Year**

**·Must live and work in the state of Georgia  
The recipient is given \$250.**

### **Student Award**

**·Enrolled in an approved school of ~~Histotechnology~~ and graduating the current year.  
The recipient is given \$250 monetary reimbursement which is to be used exclusively to attend a GSH or NSH meeting and will expire 2 years after the award presentation. The student will be refunded up to \$250 on providing original receipts for meeting attended.**

### **IHC/Molecular**

**·Must live and work in the state of Georgia.  
The recipient is rewarded \$250 which is to be used exclusively to attend IHC or molecular courses/workshops and will expire 2 years after award presentation. The recipient will be refunded up to \$250 upon providing original receipts for course/workshops attended.**

**Submit by email to:  
Tiffany Rhodes  
[gshawards@gmail.com](mailto:gshawards@gmail.com)  
[Tiffany.Rhodes@piedmont.org](mailto:Tiffany.Rhodes@piedmont.org)**

**Nomination Questionnaire**

I \_\_\_\_\_

Nominate \_\_\_\_\_

For the 2019 GSH \_\_\_\_\_

Nominee email \_\_\_\_\_

**FOR THE STUDENT AWARD:**

Histology School: \_\_\_\_\_ Graduation Date: \_\_\_\_\_

Nominee's Credentials: \_\_\_\_\_

Years in Histology \_\_\_\_\_

**Paragraph describing your nominee's qualities and work contributions:**

---

---

---

---

---

---

---

---

---

---

Letter(s) of recommendation from supervisor and /or pathologist may be attached or sent separately.

Tiffany Rhodes GSH Awards Chair

[gshawards@gmail.com](mailto:gshawards@gmail.com)

[Tiffany.Rhodes@piedmont.org](mailto:Tiffany.Rhodes@piedmont.org)





Georgia Society for Histotechnology  
Membership Form  
[gshmembership2019@gmail.com](mailto:gshmembership2019@gmail.com)

**2019 Membership Drive**

GSH will be holding 4 weekly drawings for a \$25 Visa Gift Card from April 1 - 26, 2019.  
To enter, refer a histology technician to become a GSH member.  
If they become a member, BOTH of you will be entered in the drawing.

**Membership Drive Eligibility Requirements**

\*You must list the name of the person you are referring on your form  
\*\*They must list who referred them on their form.  
They cannot be a current member.  
Both of your membership forms must be received by March 31, 2019.

\*I am referring:

\*\*I was referred by:

Title (Ms., Mrs., Mr., Dr.)

Name

Address

City  State  Zip

Preferred Phone  Preferred Email

Degrees/Certifications (Please list all.)

Employer Name

Employer Address

City  State  Zip

**Students**

School Name

City  State  Zip

Program/Degree Pursuing  Anticipated Graduation Year

**Committees**

Interested in serving on a GSH committee? We welcome and need YOU!

Yes, I am interested, please contact me at

Please print and complete this form. Either scan the completed form and return it as an attachment to [gshmembership2019@gmail.com](mailto:gshmembership2019@gmail.com) or mail it to Cindy Baranowski, GSH Membership, 1551 Greyfield Trace, Snellville, GA 30078.



## The new shining star of microtomy: Introducing the Accu-Cut<sup>®</sup> SRM<sup>™</sup> 300 LT

The Accu-Cut SRM 300 LT is the first and only manual microtome with a 4-color LED backlit chuck, which increases the contrast between specimens and paraffin, without warming the block.

- Quickly find translucent biopsies in the block using 1 or a combination of the 4 LED colors
- Save time by quickly and precisely aligning recuts for IHO
- Rely on the red light Brake Indicator to safely handle blocks and blades



Learn more at <https://www.sakuraus.com/SRM-300-Brochure.html>

continuous innovation for pathology

**Sharon Wehman**

Senior Area Manager, Sakura Finetek USA, Inc.

1750 W 214<sup>th</sup> Street | Torrance, CA 90501 | U.S.A.

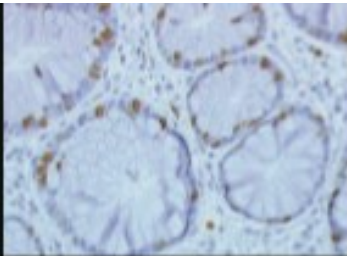
M: 678-462-6349 | T: 800-725-8723

F: +1 310-972-7888 | E: [swehman@sakuraus.com](mailto:swehman@sakuraus.com)

[www.sakuraus.com](http://www.sakuraus.com)







K1-67 (antibody MB1)

### Now you can:

- Run antigen unmasking in 6 various buffers at once.
- Perform gentle antigen retrieval that does not damage the tissue morphology.
- Get identical results every time.
- Compare series of slides treated in independent sessions.



E-cadherin (Membranous, extracellular domain)

**...EMS has it!**

**CONTACT US FOR MORE INFORMATION...**

**Electron  
Microscopy  
Sciences**

P.O. Box 550 • 1560 Industry Rd.  
Hatfield, Pa 19440  
Tel: (215) 412-8400  
Fax: (215) 412-8450  
email: [sgkcck@aol.com](mailto:sgkcck@aol.com)  
or [stacie@ems-secure.com](mailto:stacie@ems-secure.com)

OUR MAIN INTERACTIVE WEBSITE:  
[www.emsdiasum.com](http://www.emsdiasum.com)

 TO REQUEST A COPY  
OF OUR CATALOG:  
[www.emsdiasum.com/  
requests/catalog](http://www.emsdiasum.com/requests/catalog)

 TO VIEW OUR  
DIGITAL CATALOG:  
[catalog.emsdiasum.com](http://catalog.emsdiasum.com)

# the solution for antigen unmasking

## The Retriever

Our Unique Retriever solves the problem of staining formalin fixed tissues. This is an affordable solution to all known major problems with immunohistochemistry on paraffin sections. Ease of use combined with high reproducibility of the results will give you the best quality immunostaining.

### The Retriever is ideal for:

- Investigative Pathology, where the high quality of staining (a picture may be published!) is required.
- Any lab that is short on technical personnel: any student or post-doc can process slides for the staining without using much time
- Small routine pathology labs, where a limited number of slides should be processed daily
- Anyone who uses highly valuable samples, such as tissue arrays or unique tissue samples: Simplicity and reliability of the unit ensures the safety of your sample, and a high quality antigen unmasking



### Excellent epitope recovery. Always.



without *the Retriever*



with *the Retriever*

A proper epitope recovery may be critical for your conclusions on protein expression. The pictures above show staining for E-cadherin on human small intestine tissue without processing in Retriever (above left) and after the processing in Retriever (above right). One pathology lab from Belgium reported that they had up to 30% of false-negative staining for oestrogen receptor with microwave epitope recovery, and less than 2% after they switched to Retriever.



# Interview Tips for Getting the Job you Want

By Pam Barker

So you have surfed the internet and scanned the classifieds, e-mailed and faxed your resume and filled out online profiles and applications.

Finally you got the interview!!

Now here are the things you need to know to get the job.

Here are some tips for acing the interview and getting the job you want.

1. **Be Positive** You want to be sure and avoid any negative comments about your former employers. Always express things in a positive manner. Instead of saying that a former place of employment was a bad place to work say I left for a better work environment or opportunity.
2. **Make a Good First Impression** You know what they say... You only get one chance to make a first impression. But it is really easy to make a good first impression. When you meet the hiring manager smile, look them directly in the eyes, shake their hand firmly (not too hard and not too soft) and say I've been looking forward to meeting with you.
3. **Don't Be Nervous** Here are some tips to make sure you remain calm cool and collected on interview day: Don't arrive on time, get there a few minutes early, in order to plan for contingencies like bad weather or traffic tie ups. This will also give you time to look over your resume one more time and allow you to mentally prepare for the interview. Also be sure and smile as much as possible, happy people are confident people
4. **Let The Interviewer Do Most Of The Talking** You are excited about the opportunity and pumped up for the interview. Let the interviewer do about 75% of the talking. Don't run on for 5-10 minutes on a simple question. Your answers should be brief and to the point (about 30 seconds or so) most initial questions can be answered within that timeframe. Answer the question you are asked and if you feel that you would like to elaborate on your answer, ask the interviewer whether there is anything else they would like to know on that subject.
5. **Do Research and Ask Questions.** Most of the facilities will have a website that will give you information about the facility itself and the area in which they are located. Your interviewer will be impressed if you already know something about their company. Interviewing for a job is a 2 way street. They are interviewing you and you are interviewing them as well. Asking positive, professional, interested questions will get you the information you need to decide if this job is really the right fit for you and most interviewers appreciate a candidate who expresses interest by asking questions.

6. ***If You Want The Job ASK For It!!*** It is as important for you to be enthusiastic as it is for you to be positive. If you are interested in the position it is important to let the interviewer know that you want the job. The very last thing you should do as you are leaving the interview is let the interviewer know that you are interested in the position and ask how the interview process is going to proceed. Try something like this: **I am very interested in the position and confident that I have the skills to do the job. What is the next step?** By asking this question you have let them know that you are excited, enthusiastic and interested in the position. Also you will have a reasonable idea of when to expect to hear from them or when to follow up.

7. **The Thank You Note** It is always a good idea to send a thank you note and in this day and age it is perfectly appropriate to send it via e-mail so be sure and get a business card from everyone you interview with. Send them each an e-mail reiterating your interest in the position and be sure and thank them for their time.

Follow these 7 tips and you will get the job you want.

*Pam Barker is a recruiting professional with over 25 years of experience and the President of RELIA Solutions a national permanent placement firm specializing in the Histology profession.*

---

Histotechnology Professionals Day

**HISTOTECHNOLOGY  
PROFESSIONALS DAY**

Every **March 10th** we honor the unsung heroes, saving lives one slide at a time.



**3.10.19**





# SOUTHEAST PATHOLOGY

*instrument service*

## Factory Trained Service

Southeast Pathology Instrument Service provides professional, honest, friendly, cost effective service which has made us the most prevalent service provider of pathology instruments throughout Georgia.

Our **12 regional technicians** provide services on most all makes and models:

*Microtomes*  
*Cryostats*  
*Tissue Processors*  
*Coverslippers*  
*Embedding Centers*  
*H&E Stainers*  
*IHC Stainers*



## Contact Us For Your Next:

- *Instrument Repair*
- *Preventative Maintenance Service*
- *Multi-Level Service Contracts*

**8 5 5 - 7 3 1 - 7 9 9 9**

*Cryostat REFRIGERATION Service*

*Professional PELORIS and BOND Repair*

*Fully Refurbished Instruments and New Items Available*

[southeastpathology.com](http://southeastpathology.com) | 855-731-7999 | [info@southeastpathology.com](mailto:info@southeastpathology.com)



# GSH Contacts

PRESIDENT: Elizabeth Klar—klar\_elizabeth@columbusstate.edu

VICE PRESIDENT: Lauren Sweeney—lmarie08@uga.edu

TREASURER: Norba Targa—nltarga@msn.com

SECRETARY: MaryGrace Andagan—mgandagan@gmail.com

PAST PRESIDENT: Michael Bourgeois—mbourgeois@finantempleton.com

MEMBERSHIP: Cindy Baranowski—clb1158@yahoo.com

PUBLIC RELATIONS—TBA

MICROTIME EDITOR: Sandy Richards—gshmicrotime@gmail.com

EDUCATION: Christine Rigsby—Christine.rigsby@mga.edu

Melanie Meadows-Lyder—mmeadows980@hotmail.com

ELECTIONS: Erica Meyers —emeyers11@gmail.com

AWARDS: Tiffany Rhodes—bigmamathing@yahoo.com

NSH CEU LIAISON: Janet Hobbs—janethobbs@att.net

SYMPOSIUM REGISTRAR:/BYLAWS:: Shirley Powell- gtosnipes@gmail.com

WEBSITE: Mandy Knowles—amandabookkeepingsolutions@gmail.com



**FREE MEMBERSHIP  
WITH PRICELESS  
BENEFITS!**

## **MICROTIME AD RATES 3 ISSUES/ YEAR**

Business Card—\$75

Half Page—\$125

Full Page—\$200

Checks payable to:  
Georgia Society for Histotechnology (GSH)  
c/o Sandy Richards  
3003 Creekside Way  
Marietta, GA 30066

Or

Paypal to:  
[gshtreasurer@gmail.com](mailto:gshtreasurer@gmail.com)